


继续教育周刊

CONTINUING EDUCATION WEEKLY 第184期





Contents

2020

2

4

15

19

24

25

4.0

26

2580351044CID-95116amg (1)



北京大學
CONTINUING EDUCATION WEEKLY



3000

2025

4000

20

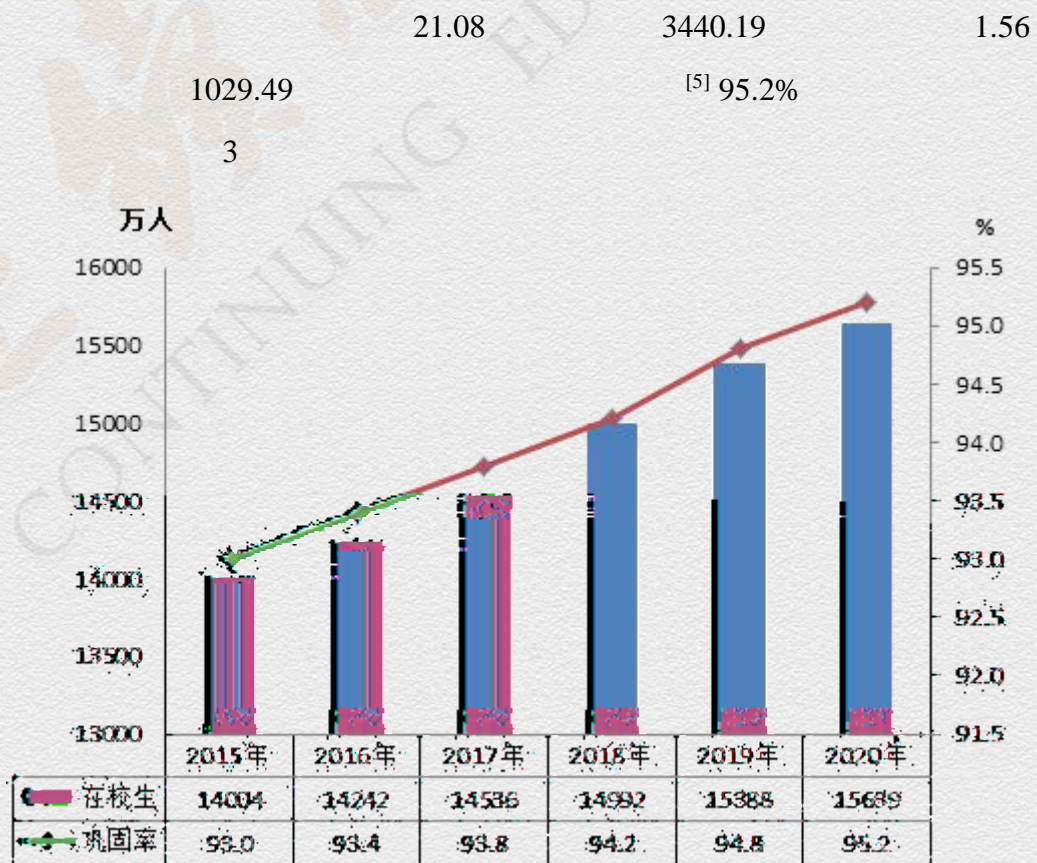
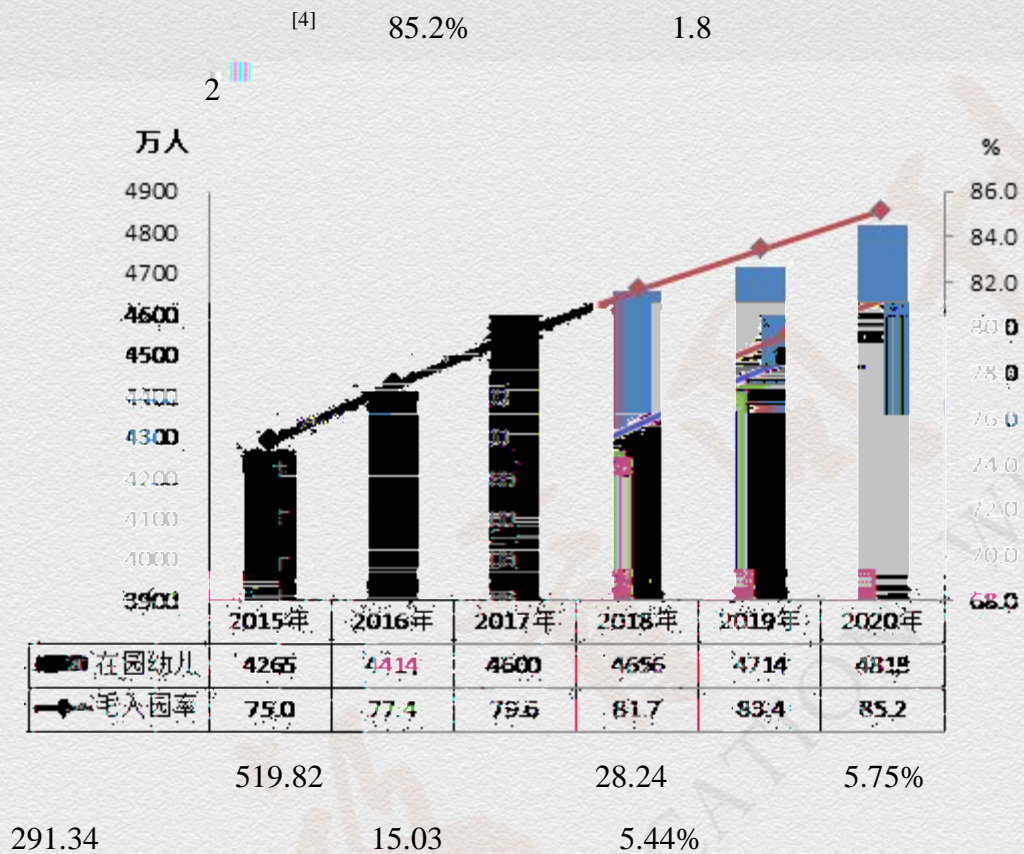
北京继续教育周刊
CONTINUING EDUCATION WEEKLY



北京大學
CONTINUING EDUCATION WEEKLY

2020

2021-8-27





	5.28	10	390
0.74%	1632.10	6.75	0.41%
4914.09	86.95	1.80%	1535.29
	81.20	5.58%	[4] 102.5%
	450.31	15.27	, 3.51%
[11] 386.07	11.33	3.02%	
99.89%			

北京航空航天大学
CONTINUING EDUCATION WEEKLY



2244 52 2.37%

6.62 0.38 6.11%

[13] 14.90 0.48

3.35% 88.08 8.62 10.85%

4211 0.48%

43.58 49.47% [14] 20.26

23.00%

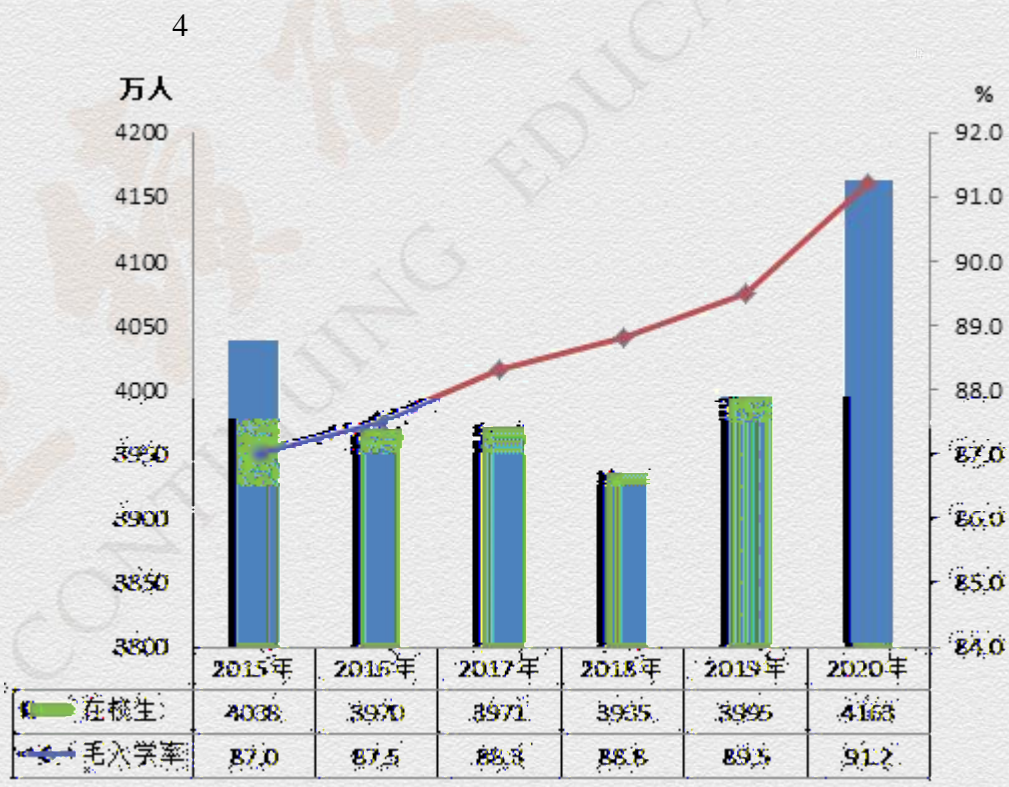
[15]

2.45 82 0.34%

1521.10 81.24 5.64% 4163.02

168.12 4.21% 91.2%

1.7



1.



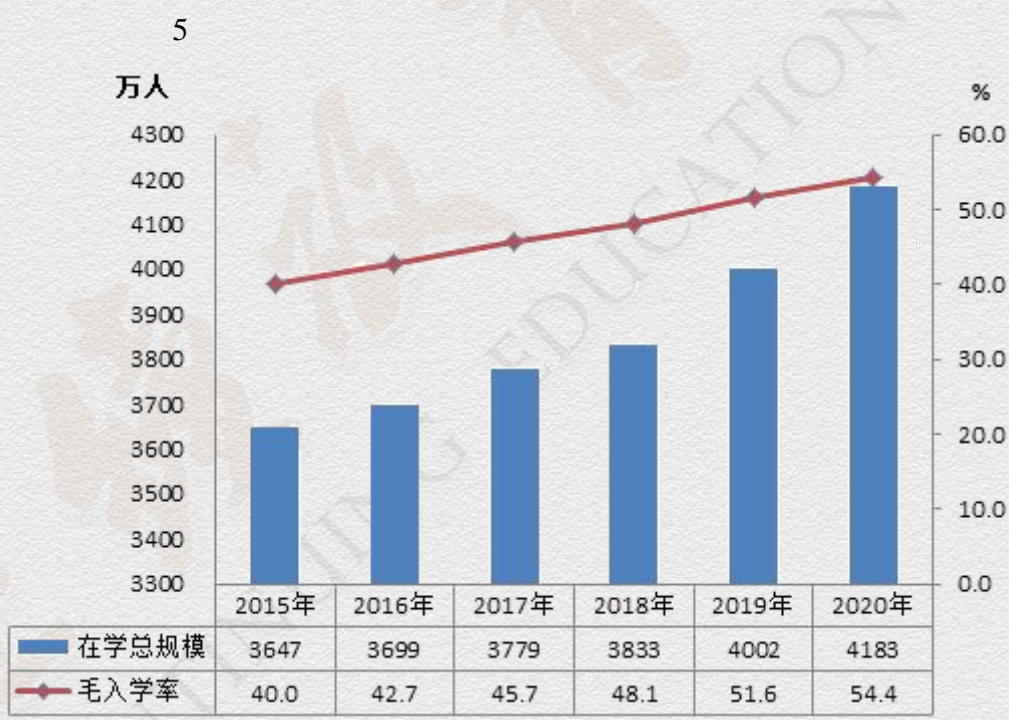
1.42 271 876.44
 36.95 4.40% 2494.45 80.15
 3.32% 786.53 2.72 0.34%
 294.87 11.50 4.06%
 193.32 7.40 3.98% 12.90:1
 98.79% 0.17
 3

	学校数 (所)	教职工数 (人)	专任教师数(人)
普通高中	14235	2948694	1933228
其中：特色中学	5353	1112287	566062
高级中学	7202	1422998	1268407
十二年一贯制学校	1680	413409	98759

60050.11 3261.55
 93.05% 95.10%
 94.31% 94.41% 94.91%
 2.
 326 7 5.20
 3.95 2361 1769
 3. [16]
 9896 182 644.66
 44.30 7.38%
 42.38% 1663.37 86.90 5.51%
 39.96% 484.87 8.60
 1.74%
 108.30 0.98 0.91%
 85.74 1.45 1.72% 19.54:1



[17] 30.87% 92.92% 0.31
 2738 50 1270
 21 5 1468
 45 265 3
 827 594 233
 [18] 4183 181
 54.4% 2.8
 [19] 11982 15749 8723



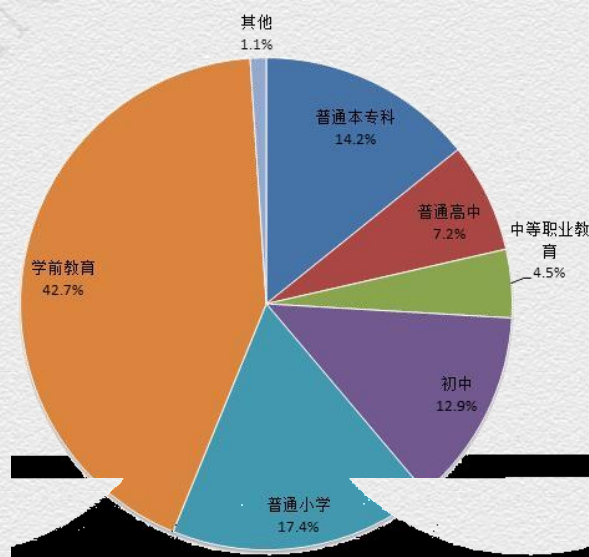
[20] 110.66 19.00 20.74%
 11.60 99.05 313.96
 27.59 9.63% 46.65 267.30
 72.86 6.62 66.25
 967.45 52.55 5.74%
 3285.29 253.77 8.37% 797.20



38.67	5.10%	46.28		
61.79	4			
777.29	363.76	61.55	20.37%	
33.82	108.73	16.26%	246.96	
846.45	277.91	10.63	3.69%	
39.94	11.39	1.33%	272.25	
183.30	17.19%	266.87	10.20	3.97%
18.37:1	9.28	5.34%	[21]	
3.25	17.51:1	20.28:1		
1690	3613	1.90		
	92034.13	2785.40		
3.12%		13260.79		
	58.32	28.77		
	16522.36			



819.32	16.80	5280	3.05%	2378.55
270.89	85.36	9.44%	10.22%	
21.13	6187	41	0.66%	145.20
	13.85	8.71%	966.03	
	2.24%			
	6041	248	4.28%	243.67
	0.57	0.23%	718.96	31.56
	4.59%			
	3694	267	7.79%	153.39
	17.53	12.91%	401.29	
41.61	11.57%			
	[22] 1953	32	1.61%	
101.46	11.46	12.74%	249.40	
	25.04	11.16%		
	771 (241)	15	
236.07	16.38	7.46%	791.34	
	82.51	11.64%	1260	2556
	6			





[1]



[2]

[3]

[4]

100%

[5]

[6]

[7]

[8]

[9]

[10]

2008 5

[11]



[12]



[13]

[14]

[15]

[16]

[17]

[18]

[19]

[20]

[2016]2

2017

[21]

[22]

2021-8-18



90%

130

2020

200

3000

VIE

2020

49

8.4

2021

4.9

10

2005

200

2021

600

10



1

8

2050

90 00

10

20



2.3

7000

300

1200

北京大學
CONTINUING EDUCATION WEEKLY



2021-8-23 :

9

2021

北京大學
CONTINUING EDUCATION WEEKLY



2000

7

3

2.4

5.8

1.5

3.4

2018

307

72

8500

1.3

3

7

Continuing Education Weekly



36

70%

40

20

2020

2020

北京继续教育周刊
CONTINUING EDUCATION WEEKLY



13


47

2020 12

5

2025 10

2020 4





80

80

8

500

北京继续教育周刊
CONTINUING EDUCATION WEEKLY



北京大學教育周刊
CONTINUING EDUCATION WEEKLY



[https://kns.cnki.net/kcms/detail/detail.aspx?dbcode=CJFD&dbname=CJFDLAS
T2021&filename=JYYZ202109004&uniplatform=NZKPT&v=syeFHd3gvmyN6YS
WGMJ5JuvVUeBjJ0eYZskCJy9icWIIZ0Hh44wh1o%25mmd2B79RjGbPbP](https://kns.cnki.net/kcms/detail/detail.aspx?dbcode=CJFD&dbname=CJFDLAS
T2021&filename=JYYZ202109004&uniplatform=NZKPT&v=syeFHd3gvmyN6YS
WGMJ5JuvVUeBjJ0eYZskCJy9icWIIZ0Hh44wh1o%25mmd2B79RjGbPbP)

4.0

4.0

4.0

4.0

G720

[https://kns.cnki.net/kcms/detail/detail.aspx?dbcode=CJFD&dbname=CJFDLAS
T2021&filename=CRJY202106002&uniplatform=NZKPT&v=zLVhAf%25mmd2B1
wdTgbOrlQCvU%25mmd2BBnVZa9UWKqabhffk0TnkYqHIy%25mmd2FISUs8NF
SlnRs4qcKi](https://kns.cnki.net/kcms/detail/detail.aspx?dbcode=CJFD&dbname=CJFDLAS
T2021&filename=CRJY202106002&uniplatform=NZKPT&v=zLVhAf%25mmd2B1
wdTgbOrlQCvU%25mmd2BBnVZa9UWKqabhffk0TnkYqHIy%25mmd2FISUs8NF
SlnRs4qcKi)